



# Using a night storage heater




**An EasyRead Guide**

# Using a night storage heater - a guide



If you use electricity for heating, night storage heaters are a good choice.

Most night storage heaters are fixed on the wall.



They use electricity at night and store it.



They put out heat during the next day.

Night storage heaters work best if you are on **Economy 7**.



**Economy 7** is a way of buying cheaper electricity at night.


It's cheaper between midnight and 7am in the morning in winter and from 1am to 8am in the summer.



Every storage heater has a set of controls.

These are two dials called **input** and **output**.

The **input** dial controls how much heat your storage heater will store overnight.



If it's not too cold then it should be set on low, maybe number '4' on the dial.



The **output** dial controls how much heat is given off during the day.

If you are out of the house you should keep this very low.




Some storage heaters will have a timer.

If so, you can set your heater to come on at the time that suits you best.



For most people this would be when you get up in the morning.




Some storage heaters have a **boost** setting.

This doesn't use **cheap-rate** stored heat, but uses **peak-rate** electricity directly from the mains.



If the stored heat has run out you can use **boost**.




If you use **boost** it is not cheap electricity, so try not to use this very much.





## Jack and Gwen example


Jack and Gwen are retired.



They use electricity for their heating and hot water.



They have storage heaters and use Economy 7.



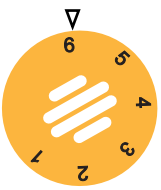
In winter, they are in for most of the day.



They want the heater to charge fully at night.



Input



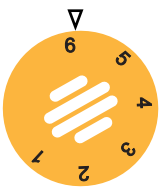
Output



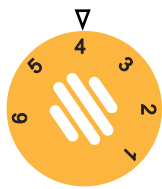
They set the **input** dial to '6' and the **output** dial to '1' or 'off'.



Input



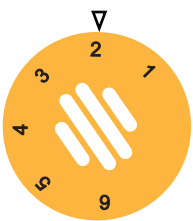
Output



In the morning, they turn the **output** dial to '4'.



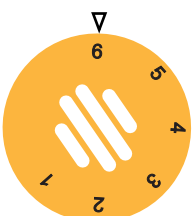
Output



Once the house is warm, they turn it down to '2'.



Output

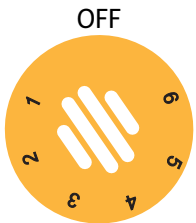


In the evening when it is colder, they turn the **output** dial up to '6' to use the stored heat.

# How to get the best from your storage heater

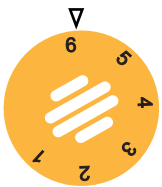


## Output

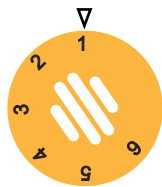


Turn the **output** dial to off when you go to bed, or when you are out of the house.

## Input



## Output



If you run out of heat by the evening, turn the **input** dial up and the output dial down. This will give you more heat the next day.



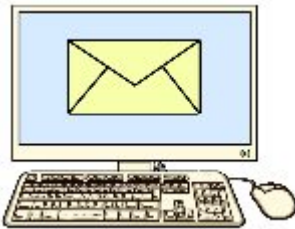
The Centre for Sustainable Energy is a charity.



The Home Energy Team gives free advice on energy saving to people in Bristol and Somerset.



Call free - **0800 082 2234**



Email - **home.energy@cse.org.uk**



Web - **www.cse.org.uk/loveyourhome**



Facebook - **facebook.com/EnergySavingAdvice**



Images from the Inspired Pics image collection  
**www.inspired.pics**